

# Sycamore Rose

Block size - 14 x 14 in finished

## Fabric Requirements:

(1) 14.5" background square

### Leaves & Stems -

- (3) 4" Lengths of 1/4" Finished bias tape
- (1) 6.5" Length of 1/4" Finished bias tape
- (18) 2 X 3" Rectangles of assorted green for leaves
- (1) 2" Square orange/gold for stem end


### Center Rose -

- (1) 8" Square medium pink
- (1) 7" Square light pink
- (1) 5" Square dark pink
- (1) 3" Square yellow

### Tulips -

- (3) 3.5" square Light pink
- (3) 2 X 3.5" rectangles of dark pink

## Block 1

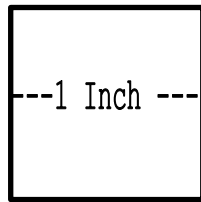


Cburdy.com

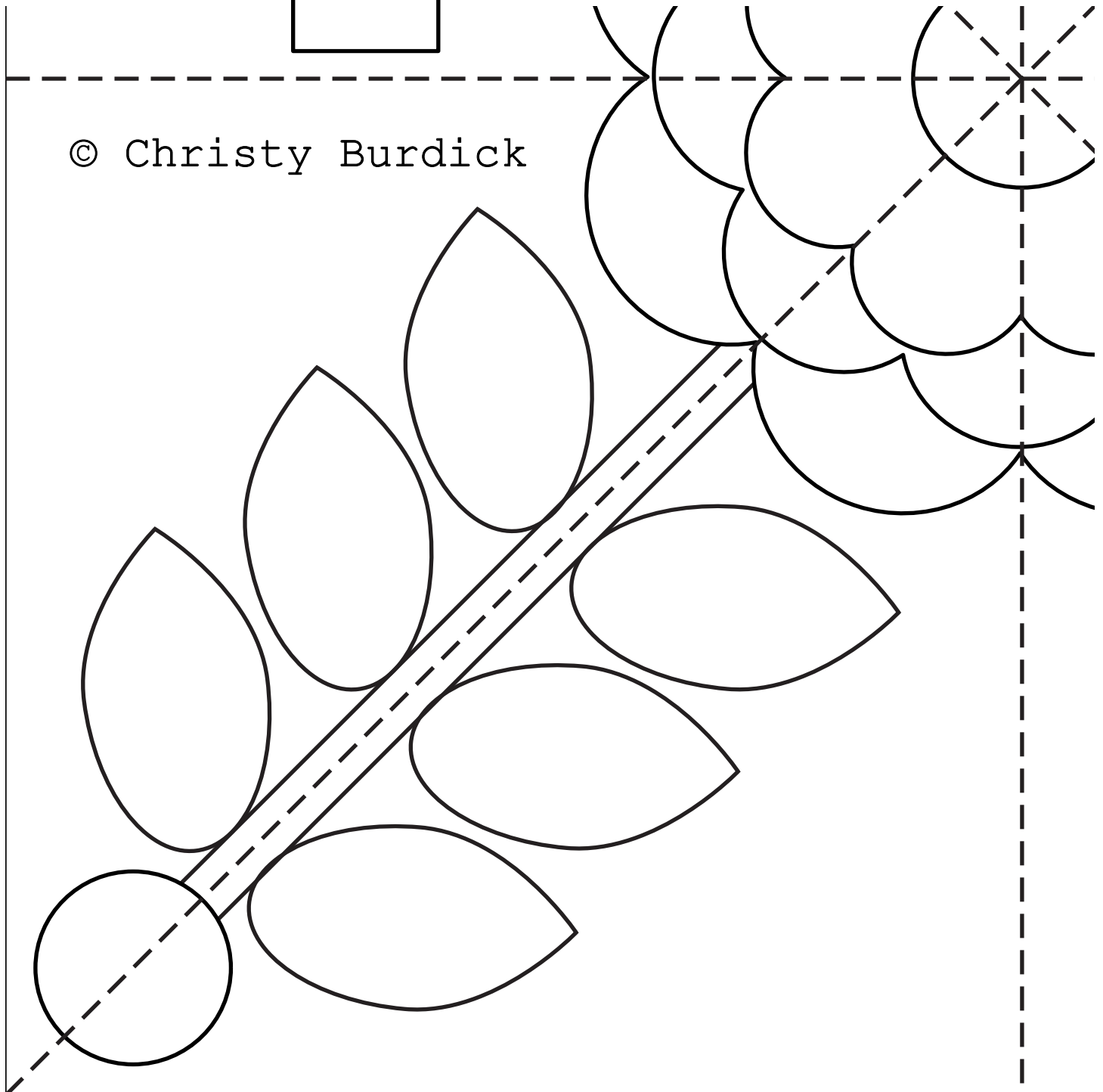
# Sycamore Rose

## Block 1

Print 1 Copy of this page and tape together with other sections for complete pattern. Final pattern should measure 14 inches from edge to edge.



© Christy Burdick



# Sycamore Rose

## Block 1

Print 3 Copies of this page and tape together with other sections for complete pattern. Final pattern should measure 14 inches from edge to edge.

© Christy Burdick

